

上海碧云天生物技术有限公司
Beyotime Biotech Inc

公司地址: 上海市松江区新飞路1500弄松江科技创业中心5号/30号/68号楼

联系方式: 400-1683301或800-8283301

订货邮件: order@beyotime.com

订货QQ: 4001683301

技术支持: 电话4001683301/邮箱 info@beyotime.com

在线订购: www.beyotime.com



碧云天网站



微信公众号



2019 细胞分析与检测 精选目录

*Serving Life Science
Benefiting Lives*

目录

INDEX

- 01 细胞培养与转染
- 08 细胞分析
- 15 信号小分子检测
- 17 荧光探针
- 19 细胞产品引用文献摘选

标注使用碧云天产品 文献总数突破70000篇!



碧云天由在哈佛大学工作和学习的留学人员创办于2001年。近20年来专注于自主研发和生产。2007年成立上海碧云天生物技术有限公司，为上海市高新技术企业，G60科创走廊一类扶持企业，上海市“专精特新”中小企业。公司主要研发生产生物、医学研究用试剂、试剂盒、消耗品和仪器设备，同时提供生命科学研究的技术服务和一站式实验仪器设备采购平台。

截止到2019年6月，已经有累计超过70000篇注明使用碧云天产品的研究论文发表在包括Cell、Nature、Science等国际高水平学术期刊，近期日均逾45篇。Beyotime品牌年度文献引用率位居国内同行业第1位，亚洲第2位，并跻身全球20强。碧云天将继续致力于科研用技术和产品的研发，用最顶尖的技术、最成熟的产品、最热情的服务，服务科研人员，造福生命健康!



灵活的订货方式:

网址: www.beyotime.com
E-mail: order@beyotime.com
QQ: 4001683301
电话: 400-1683301
800-828330

快速的配送物流:

> 京津、江浙沪皖地区: 次日达
> 其它主要大中城市: 隔日达

强大的技术支持:

电话: 400-1683301 QQ: 4001683301
E-mail: info@beyotime.com



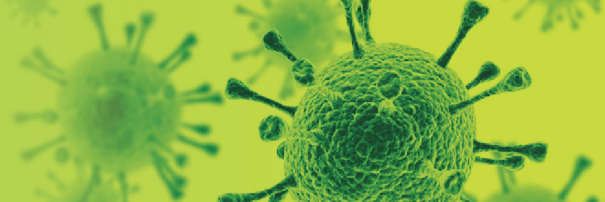
碧云天网站



微信公众号

上海碧云天生物技术有限公司
Beyotime Blotech Inc
www.beyotime.com

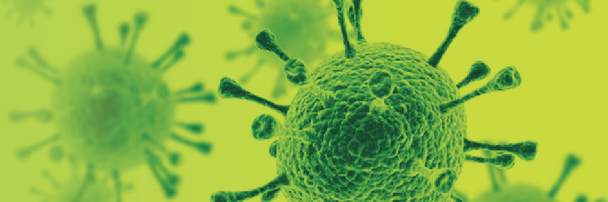
细胞培养与转染



细胞培养

产品编号	产品名称	产品包装
C0201-100ml	胰酶细胞消化液(0.25%胰酶)	100ml
C0201-500ml	胰酶细胞消化液(0.25%胰酶)	500ml
C0202	胰酶细胞消化液(0.05%胰酶)	100ml
C0203-100ml	胰酶细胞消化液(0.25%胰酶, 含酚红)	100ml
C0203-500ml	胰酶细胞消化液(0.25%胰酶, 含酚红)	500ml
C0204	胰酶细胞消化液(0.05%胰酶, 含酚红)	100ml
C0205	胰酶细胞消化液(0.25%胰酶, 不含 EDTA)	100ml
C0207	胰酶细胞消化液(0.25%胰酶, 含酚红, 不含 EDTA)	100ml
C0210	细胞冻存液	50ml
C0212	L-Glutamine (100X)	100ml
C0218	Hanks' Balanced Salt Solution	500ml
C0219	Hanks' Balanced Salt Solution (with Ca ²⁺ & Mg ²⁺)	500ml
C0220	7.5% NaHCO ₃ 溶液	100ml
C0221A	PBS	500ml
C0221D	D-PBS	500ml
C0221G	D-PBS (with Ca ²⁺ & Mg ²⁺)	500ml
C0222	青霉素-链霉素溶液(100X)	100ml
C0225	胎牛血清(AusgeneX 原装, 优级)	500ml
C0227	胎牛血清(AusgeneX 原装, 特级)	500ml
C0228	新生牛血清(AusgeneX 原装, 产地澳洲)	500ml
C0230	胎牛血清(Bovogen 原装, 产地南美)	500ml
C0232	胎牛血清(Gibco 原装, 产地南美)	500ml
C0234	胎牛血清(Gibco 分装, 产地澳洲)	50ml
C0235	胎牛血清(Gibco 原装, 产地澳洲)	500ml
C0251	胎牛血清(产地南美)	50ml
C0252	胎牛血清(产地南美)	500ml
C0256	胎牛血清(产地澳洲)	50ml
C0257	胎牛血清(产地澳洲)	500ml
C0258	新生牛血清(产地新西兰)	50ml
C0262	马血清(产地新西兰)	50ml
C0265	山羊血清	50ml
C0312	Poly-D-lysine 溶液	2mg
C0313	Poly-L-lysine 溶液	5mg
P3378-20mg	Recombinant Human Insulin (Powder)	20mg
P3378-100mg	Recombinant Human Insulin (Powder)	100mg
P3378-500mg	Recombinant Human Insulin (Powder)	500mg
C0288S	支原体清除试剂	20mg
C0288M	支原体清除试剂	100mg
C0290S	支原体清除试剂 Plus	10mg
C0290M	支原体清除试剂 Plus	50mg
C0296	支原体染色检测试剂盒	>100 次
C0296	支原体染色检测试剂盒	>100 次
C0298S	Myco-Lumi™ 发光法支原体检测试剂盒	20 次

细胞培养与转染



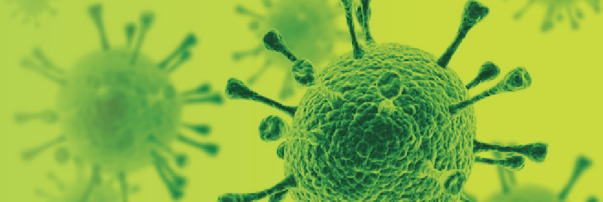
细胞培养

产品编号	产品名称	产品包装
C0298M	Myco-Lumi™发光法支原体检测试剂盒	100 次
C0299S	Myco-Lumi™发光法支原体检测阳性对照	20 次
FBX081	81 孔液氮罐专用冻存盒	1 个/包
FBX082	100 孔液氮罐专用冻存盒	1 个/包
FCFC012	BeyoCool™细胞冻存盒	1 个
FGL36XS-1box	BeyoGold™独立包装无菌无粉乳胶手套(特小号)	30 副/盒
FGL36XS-20bxs	BeyoGold™独立包装无菌无粉乳胶手套(特小号)	30 副/盒, 20 盒/箱
FGL36S-1box	BeyoGold™独立包装无菌无粉乳胶手套(小号)	30 副/盒
FGL36S-20bxs	BeyoGold™独立包装无菌无粉乳胶手套(小号)	30 副/盒, 20 盒/箱
FGL36M-1box	BeyoGold™独立包装无菌无粉乳胶手套(中号)	30 副/盒
FGL36M-20bxs	BeyoGold™独立包装无菌无粉乳胶手套(中号)	30 副/盒, 20 盒/箱
FGL36L-1box	BeyoGold™独立包装无菌无粉乳胶手套(大号)	30 副/盒
FGL36L-20bxs	BeyoGold™独立包装无菌无粉乳胶手套(大号)	30 副/盒, 20 盒/箱
FTUB306	BeyoGold™ 1.5 毫升离心管(无色, Nuclease free)	500 个/包/盒, 10 盒/箱
FTUB515	BeyoGold™ 15 毫升锥形离心管	25 个/包, 20 包/箱
FTUB550	BeyoGold™ 50 毫升锥形离心管	25 个/包, 20 包/箱
FTIP610	BeyoGold™无菌盒装吸头(0.1-10μl, 无色)	96 个/盒, 50 盒/箱
FTIP620	BeyoGold™无菌盒装吸头(1-200μl, 黄色)	96 个/盒, 50 盒/箱
FTIP628	BeyoGold™无菌盒装吸头(100-1000μl, 蓝色加长)	96 个/盒, 50 盒/箱
ST083	L-Glutamine	100g
ST476	PBS (10X)	500ml
ST551-10mg	Puromycin Dihydrochloride (嘌呤霉素)	10mg/ml×1ml
ST551-50mg	Puromycin Dihydrochloride (嘌呤霉素)	10mg/ml×5ml
ST551-250mg	Puromycin Dihydrochloride (嘌呤霉素)	250mg
ST872-100ml	BeyoPure™ Ultrapure Water (Sterile)	100ml
ST872-500ml	BeyoPure™ Ultrapure Water (Sterile)	500ml
ST875-100ml	BeyoPure™ Ultrapure Water (细胞培养级)	100ml
ST875-500ml	BeyoPure™ Ultrapure Water (细胞培养级)	500ml

细胞转染

产品编号	产品名称	产品包装
C0508	磷酸钙法细胞转染试剂盒	>200 次
C0511	DEAE-Dextran 细胞转染试剂盒	>200 次
C0518-100ml	Lipo293F™转染试剂	100ml
C0518-10ml	Lipo293F™转染试剂	10ml
C0518-1ml	Lipo293F™转染试剂	1ml
C0521-0.5ml	Lipo293™转染试剂	0.5ml
C0521-1.5ml	Lipo293™转染试剂	1.5ml
C0521-7.5ml	Lipo293™转染试剂	5×1.5ml
C0526FT	Lipo6000™转染试剂(试用装)	0.1ml

细胞培养与转染



细胞转染

产品编号	产品名称	产品包装
C0526-0.5ml	Lipo6000™转染试剂	0.5ml
C0526-1.5ml	Lipo6000™转染试剂	1.5ml
C0526-7.5ml	Lipo6000™转染试剂	5×1.5ml
C0533FT	Lipo8000™转染试剂(试用装)	0.1ml
C0533-0.5ml	Lipo8000™转染试剂	0.5ml
C0533-1.5ml	Lipo8000™转染试剂	1.5ml
C0533-7.5ml	Lipo8000™转染试剂	5×1.5ml
C0535-7.5ml	LipoRNAi™转染试剂	7.5ml
C0535-1.5ml	LipoRNAi™转染试剂	1.5ml
C0535-0.5ml	LipoRNAi™转染试剂	0.5ml
C0551FT	LipoInsect™转染试剂(试用装)	0.1ml
C0551-0.5ml	LipoInsect™转染试剂	0.5ml
C0551-1.5ml	LipoInsect™转染试剂	1.5ml
C0551-7.5ml	LipoInsect™转染试剂	5×1.5ml

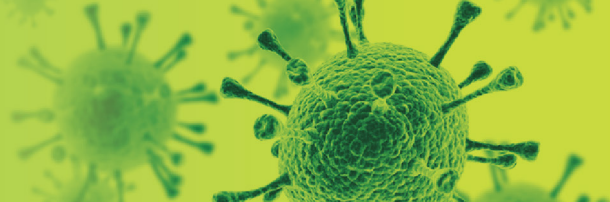
支原体检测与去除

产品编号	产品名称	产品包装
C0288S	支原体清除试剂	20mg
C0288M	支原体清除试剂	100mg
C0290S	支原体清除试剂 Plus	10mg
C0290M	支原体清除试剂 Plus	50mg
C0298S	Myco-Lumi™发光法支原体检测试剂盒	20次
C0298M	Myco-Lumi™发光法支原体检测试剂盒	100次
C0299S	Myco-Lumi™发光法支原体检测阳性对照	20次
C0296	支原体染色检测试剂盒	>100次
C0301S	支原体 PCR 检测试剂盒	250次

细胞系

产品编号	产品名称	产品包装
C6002	293 (人胚肾细胞)	1支/瓶
C6006	293A (人胚肾细胞)	1支/瓶
C6008	293T (人胚肾细胞)	1支/瓶
C6039	A-172 (人胶质母细胞瘤)	1支/瓶
C6040	A2780 (人卵巢癌细胞)	1支/瓶
C6046	A-375 (人无黑色素性黑色素瘤)	1支/瓶
C6053	A549 (人非小细胞肺癌细胞)	1支/瓶
C6082	AN3 CA (人子宫内膜癌细胞)	1支/瓶
C6103	BE (2)-C (人神经母细胞瘤细胞)	1支/瓶
C6106	BEAS-2B (人正常肺上皮细胞)	1支/瓶
C6123	BGC-823 (人胃癌细胞)	1支/瓶

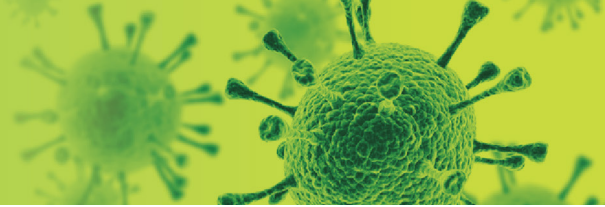
细胞培养与转染



细胞系

产品编号	产品名称	产品包装
C6133	BT-549 (人乳腺癌细胞)	1 支/瓶
C6141	C-33 A (人宫颈癌细胞)	1 支/瓶
C6156	CAL-27 (人舌鳞癌细胞)	1 支/瓶
C6218	Daoy (人髓母细胞)	1 支/瓶
C6229	DPCP2 (人牙髓细胞)	1 支/瓶
C6232	DU 145 (人前列腺癌细胞)	1 支/瓶
C6246	EA.hy926 (人内皮细胞系)	1 支/瓶
C6249	ECA-109 (人食管癌细胞)	1 支/瓶
C6250	ECC1 (人子宫内膜癌细胞)	1 支/瓶
C6251	ECV304 (人膀胱癌细胞)	1 支/瓶
C6261	Fib (人成纤维细胞)	1 支/瓶
C6268	GES-1 (人胃上皮细胞)	1 支/瓶
C6269	GM17940 (人骨骼肌成肌细胞)	1 支/瓶
C6274	NCI-H1299 (人大细胞肺癌细胞)	1 支/瓶
C6275	NCI-H1581 (人非小细胞肺癌细胞)	1 支/瓶
C6276	NCI-H295R (人肾上腺皮质腺癌细胞)	1 支/瓶
C6282	Hacat (人角质细胞)	1 支/瓶
C6298	HCC827 (人非小细胞肺癌细胞)	1 支/瓶
C6303	HCCLM3 (人肝癌细胞)	1 支/瓶
C6309	HCT 116 (人结肠癌细胞)	1 支/瓶
C6323	HEC-1-B (人子宫内膜癌细胞)	1 支/瓶
C6326	HEL (人红白血病细胞)	1 支/瓶
C6330	HeLa (人宫颈癌细胞)	1 支/瓶
C6343	HEp-2 (人喉癌细胞)	1 支/瓶
C6344	Hep 3B (人肝癌细胞)	1 支/瓶
C6345	Hep3B2.1-7 (人肝癌细胞)	1 支/瓶
C6346	Hep G2 (人肝癌细胞)	1 支/瓶
C6347	HepG2.2.15 (人肝癌细胞)	1 支/瓶
C6348	hESC-SV40-GFP (永生化人内皮间质细胞)	1 支/瓶
C6355	HFL1 (人肺成纤维细胞)	1 支/瓶
C6365	HGC-27 (人胃癌细胞 未分化)	1 支/瓶
C6372	HL-60 (人早幼粒白血病细胞)	1 支/瓶
C6397	HPMVEC (人肺微血管内皮细胞)	1 支/瓶
C6398	HRCEC (人视网膜内皮细胞)	1 支/瓶
C6403	Hs 578T (人乳腺癌细胞)	1 支/瓶
C6410	HT-29 (人结肠癌细胞)	1 支/瓶
C6418	HTR8-S/Vneo (人绒毛膜滋养层细胞)	1 支/瓶
C6419	HUH-28 (人肝癌细胞)	1 支/瓶
C6429	HUVEC-SV40-GFP (人永生化脐静脉内皮细胞)	1 支/瓶
C6430	hVSMC-hTERT-GFP (人永生化主动脉平滑肌细胞)	1 支/瓶
C6431	hVSMC-SV40-GFP (人永生化主动脉平滑肌细胞)	1 支/瓶
C6432	IHH-4 (人甲状腺乳头状癌细胞)	1 支/瓶
C6449	JEG-3 (人胎盘绒毛癌细胞)	1 支/瓶

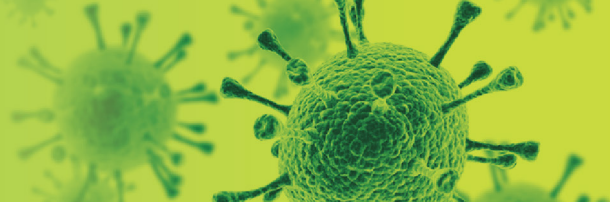
细胞培养与转染



细胞系

产品编号	产品名称	产品包装
C6456	Jurkat (人 T 淋巴细胞瘤细胞)	1 支/瓶
C6459	K-562 (人慢性髓原白血病细胞)	1 支/瓶
C6487	KTC-1 (人甲状腺癌细胞)	1 支/瓶
C6491	KU812 (人外周血嗜碱性白血病细胞)	1 支/瓶
C6515	LNCaP (人前列腺癌细胞)	1 支/瓶
C6519	LoVo (结肠癌细胞)	1 支/瓶
C6530	OCI-Ly1 (人弥漫性大 B 细胞淋巴瘤)	1 支/瓶
C6543	MCF 10A (人正常乳腺细胞)	1 支/瓶
C6547	MCF7 (人乳腺癌细胞)	1 支/瓶
C6550	MDA-MB-231 (人乳腺癌细胞)	1 支/瓶
C6568	MDA-MB-468 (人乳腺癌细胞)	1 支/瓶
C6582	MGC-803 (人胃癌细胞)	1 支/瓶
C6585	MHCC97H (人肝癌细胞)	1 支/瓶
C6586	MHCC97-L (低转移人肝癌细胞)	1 支/瓶
C6590	MKN28 (人胃癌细胞)	1 支/瓶
C6600	MOLM13 (人急性髓原白血病细胞)	1 支/瓶
C6604	MONOMAC1 (人急性单核白血病细胞)	1 支/瓶
C6605	MONOMAC6 (人急性单核白血病细胞)	1 支/瓶
C6620	MV-4-11 (人白血病细胞)	1 支/瓶
C6638	NCI-H1437 (人非小细胞肺癌细胞)	1 支/瓶
C6690	NCI-H460 (人大细胞肺癌细胞)	1 支/瓶
C6705	NCI-N87 (人胃癌细胞)	1 支/瓶
C6725	PANC-1 (人胰腺癌细胞)	1 支/瓶
C6729	PC-3 (人前列腺癌细胞)	1 支/瓶
C6730	PLA-801D (人肺巨细胞癌细胞)	1 支/瓶
C6732	PLC/PRF/5 (人肝癌细胞)	1 支/瓶
C6746	QSG 7701 (人正常肝细胞)	1 支/瓶
C6763	RKO (人结肠腺癌细胞)	1 支/瓶
C6775	RL95-2 (人子宫内膜癌细胞)	1 支/瓶
C6779	RT112 (人膀胱癌细胞)	1 支/瓶
C6795	SGC-7901 (人胃癌细胞)	1 支/瓶
C6821	SHI-1 (人急性单核细胞白血病细胞)	1 支/瓶
C6830	SiHa (人宫颈癌细胞)	1 支/瓶
C6834	SKCO-15 (人结直肠癌细胞)	1 支/瓶
C6837	SK-HEP-1 (人肝癌细胞)	1 支/瓶
C6858	SK-OV-3 (人卵巢腺癌细胞)	1 支/瓶
C6859	SK-UT-1 (人子宫内膜平滑肌瘤细胞)	1 支/瓶
C6865	SMMC-7721 (人肝癌细胞)	1 支/瓶
C6873	SNU368 (人肝癌细胞)	1 支/瓶
C6911	SW-13 (人肾上腺皮质癌细胞)	1 支/瓶
C6915	SW480 (人结肠癌细胞)	1 支/瓶
C6921	SW620 (人结肠腺癌细胞)	1 支/瓶
C6926	SWAN 71 (人滋养层细胞)	1 支/瓶

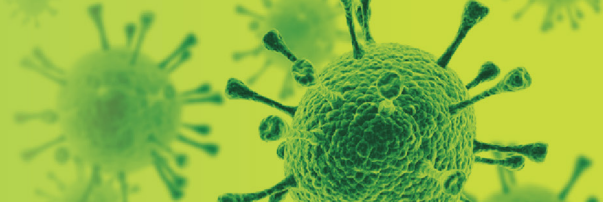
细胞培养与转染



细胞系

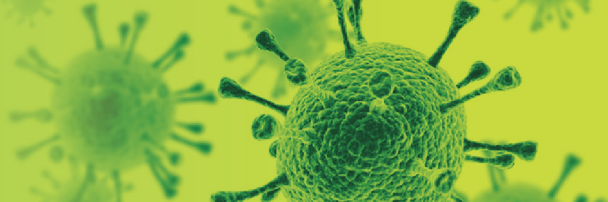
产品编号	产品名称	产品包装
C6928	T24 (人膀胱癌细胞)	1 支/瓶
C6946	TE-1 (人食管癌细胞)	1 支/瓶
C6960	THP-1 (人急性单核白血病细胞)	1 支/瓶
C6977	U251MG (人星形胶质瘤)	1 支/瓶
C6981	U-87 MG (人恶性胶质母细胞瘤细胞)	1 支/瓶
C6985	U-937 (人组织细胞淋巴瘤细胞)	1 支/瓶
C7204	NIH/3T3 (小鼠胚胎成纤维细胞)	1 支/瓶
C7208	3T3-L1 (小鼠前脂肪细胞)	1 支/瓶
C7218	4T1 (小鼠乳腺癌细胞)	1 支/瓶
C7246	AtT-20 (小鼠垂体瘤细胞)	1 支/瓶
C7250	B16 (小鼠黑色素瘤细胞)	1 支/瓶
C7258	BaF3 (小鼠原 B 细胞株)	1 支/瓶
C7263	bEnd.3 (小鼠脑微血管内皮细胞)	1 支/瓶
C7275	C127:LT (小鼠乳腺癌细胞)	1 支/瓶
C7278	C2C12 (小鼠骨骼肌细胞)	1 支/瓶
C7286	C57-mCM-SV40-GFP (小鼠永生心肌细胞)	1 支/瓶
C7287	Ca761 (小鼠乳腺癌细胞)	1 支/瓶
C7295	CT26.WT (小鼠结肠癌细胞)	1 支/瓶
C7299	CTLL-2 (小鼠 T 淋巴细胞)	1 支/瓶
C7313	EL4 (小鼠胸腺淋巴瘤细胞)	1 支/瓶
C7317	EL-4-B5 (小鼠胸腺淋巴瘤细胞)	1 支/瓶
C7331	FVB-mCM-SV40-GFP (小鼠永生心肌细胞)	1 支/瓶
C7349	H22 (小鼠肝癌细胞)	1 支/瓶
C7355	Hepa1-6 (小鼠肝癌细胞)	1 支/瓶
C7370	Mouse Immortalized Kidney Fibroblast Cells (小鼠永生肾成纤维细胞)	1 支/瓶
C7371	Mouse Immortalized Skeletal Muscle Fibroblast Cells (小鼠永生骨骼肌成纤维细胞)	1 支/瓶
C7391	Lewis (小鼠肺癌细胞)	1 支/瓶
C7397	MC3T3-E1 (小鼠颅骨前骨细胞)	1 支/瓶
C7398	MC/9 (小鼠肝肥大细胞)	1 支/瓶
C7401	mESC (小鼠胚胎干细胞)	1 支/瓶
C7403	MFC (小鼠前胃癌细胞)	1 支/瓶
C7404	MH-S (小鼠肺泡巨噬细胞)	1 支/瓶
C7405	mHSC-SV40-GFP (小鼠永生肝星状细胞)	1 支/瓶
C7406	Min6 (小鼠胰岛β细胞)	1 支/瓶
C7408	mMSC (小鼠间充质干细胞)	1 支/瓶
C7419	mVSMC-SV40 (小鼠永生主动脉平滑肌细胞)	1 支/瓶
C7432	Neuro-2a (小鼠脑神经瘤细胞)	1 支/瓶
C7467	P19 (小鼠畸胎瘤细胞)	1 支/瓶
C7505	RAW 264.7 (小鼠单核巨噬细胞)	1 支/瓶
C7506	RGC5 (小鼠视网膜神经节细胞)	1 支/瓶
C7543	TM3 (小鼠睾丸间质细胞)	1 支/瓶

细胞培养与转染



细胞系

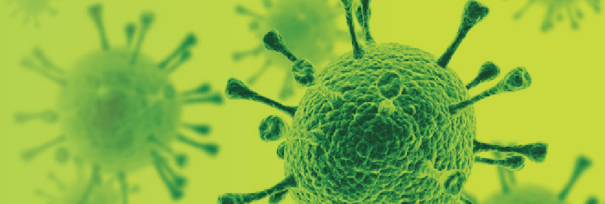
产品编号	产品名称	产品包装
C7722	B95-8 (绒猴 EBV 转化的白细胞)	1 支/瓶
C7729	BRL (大鼠肝细胞)	1 支/瓶
C7744	CHO (仓鼠卵巢细胞)	1 支/瓶
C7750	CHO-K1 (仓鼠卵巢细胞亚株)	1 支/瓶
C7757	COS-7 (非洲绿猴肾细胞)	1 支/瓶
C7767	CV-1 (非洲绿猴肾细胞)	1 支/瓶
C7788	H9c2 (大鼠心肌细胞)	1 支/瓶
C7789	HL-1 (大鼠心肌细胞)	1 支/瓶
C7790	HSC-T6 (大鼠肝星形细胞)	1 支/瓶
C7792	L6 (大鼠成肌细胞)	1 支/瓶
C7802	MDBK (牛肾细胞)	1 支/瓶
C7816	ND7-23 (大鼠神经母细胞)	1 支/瓶
C7823	NR8383 (大鼠肺泡巨噬细胞)	1 支/瓶
C7827	NRK (大鼠肾细胞)	1 支/瓶
C7842	PC-12 (大鼠肾上腺嗜铬细胞瘤)	1 支/瓶
C7866	Rat ASMC (大鼠动脉平滑肌细胞)	1 支/瓶
C7867	Rat VSMC (大鼠血管平滑肌细胞)	1 支/瓶
C7868	Rat-HSC-SV40 (大鼠永生化肝星状细胞)	1 支/瓶
C7869	Rat-HSC-SV40-GFP (大鼠永生化肝星状细胞)	1 支/瓶
C7870	RBL-2H3 (大鼠嗜碱性白血球细胞)	1 支/瓶
C7871	rBMSC-SV40 (永生化大鼠骨髓间充质干细胞)	1 支/瓶
C7872	rBMSC-SV40-GFP (大鼠永生化骨髓间充质干细胞)	1 支/瓶
C7873	RCF-SV40-GFP (大鼠永生化心脏成纤维细胞)	1 支/瓶
C7874	RCM-SV40-GFP (大鼠永生化心肌细胞)	1 支/瓶
C7875	R-CTX-SV40-GFP (大鼠永生化星形胶质细胞)	1 支/瓶
C7876	RF/6A (猴脉络膜-视网膜内皮细胞)	1 支/瓶
C7880	RPSC-SV40 (大鼠永生化胰腺星状细胞)	1 支/瓶
C7881	RPSC-SV40-GFP (大鼠永生化胰腺星状细胞)	1 支/瓶
C7883	RSC96 (大鼠雪旺细胞)	1 支/瓶



细胞增殖

产品编号	产品名称	产品包装
C0009	MTT 细胞增殖及细胞毒性检测试剂盒	500 次
C0011	台盼蓝染色细胞存活率检测试剂盒	100 次
C0013	中性红细胞增殖及细胞毒性检测试剂盒	500 次
C0016	乳酸脱氢酶细胞毒性检测试剂盒	100 次
C0017	乳酸脱氢酶细胞毒性检测试剂盒	500 次
C0035	WST-1 细胞增殖及细胞毒性检测试剂盒	100 次
C0036	WST-1 细胞增殖及细胞毒性检测试剂盒	500 次
C0036L	WST-1 细胞增殖及细胞毒性检测试剂盒	2500 次
C0037	Cell Counting Kit-8 (CCK-8 试剂盒)	100 次
C0038	Cell Counting Kit-8 (CCK-8 试剂盒)	500 次
C0039	Cell Counting Kit-8 (CCK-8 试剂盒)	2500 次
C0040	Cell Counting Kit-8 (CCK-8 试剂盒)	10000 次
C0041	Enhanced Cell Counting Kit-8 (增强型 CCK-8 试剂盒)	100 次
C0042	Enhanced Cell Counting Kit-8 (增强型 CCK-8 试剂盒)	500 次
C0043	Enhanced Cell Counting Kit-8 (增强型 CCK-8 试剂盒)	2500 次
C0046	Enhanced Cell Counting Kit-8 (增强型 CCK-8 试剂盒)	10000 次
C0051	CFDA SE 细胞增殖与示踪检测试剂盒	2000 次
C1031	CFDA SE (细胞增殖示踪荧光探针)	5mg
C0065FT	CellTiter-Lumi™ 发光法细胞活力检测试剂盒(试用装)	50 次
C0065S	CellTiter-Lumi™ 发光法细胞活力检测试剂盒	100 次
C0065M	CellTiter-Lumi™ 发光法细胞活力检测试剂盒	500 次
C0065L	CellTiter-Lumi™ 发光法细胞活力检测试剂盒	2500 次
C0065XL	CellTiter-Lumi™ 发光法细胞活力检测试剂盒	10000 次
C0068S	CellTiter-Lumi™ Plus 发光法细胞活力检测试剂盒	100 次
C0068M	CellTiter-Lumi™ Plus 发光法细胞活力检测试剂盒	500 次
C0068L	CellTiter-Lumi™ Plus 发光法细胞活力检测试剂盒	2500 次
C0068XL	CellTiter-Lumi™ Plus 发光法细胞活力检测试剂盒	10000 次
C0071S	BeyoClick™ EdU-488 细胞增殖检测试剂盒	50-500 次
C0071L	BeyoClick™ EdU-488 细胞增殖检测试剂盒	200-2000 次
C0075S	BeyoClick™ EdU-555 细胞增殖检测试剂盒	50-500 次
C0075L	BeyoClick™ EdU-555 细胞增殖检测试剂盒	200-2000 次
C0078S	BeyoClick™ EdU-594 细胞增殖检测试剂盒	50-500 次
C0078L	BeyoClick™ EdU-594 细胞增殖检测试剂盒	200-2000 次
C0081S	BeyoClick™ EdU-647 细胞增殖检测试剂盒	50-500 次
C0081L	BeyoClick™ EdU-647 细胞增殖检测试剂盒	200-2000 次
C0085S	BeyoClick™ EdU 细胞增殖检测试剂盒(DAB 法)	50-500 次
C0085L	BeyoClick™ EdU 细胞增殖检测试剂盒(DAB 法)	200-2000 次
C0088S	BeyoClick™ EdU 细胞增殖检测试剂盒(TMB 法)	500 次
C0088L	BeyoClick™ EdU 细胞增殖检测试剂盒(TMB 法)	2000 次
ST067-50mg	EdU	50mg
ST067-250mg	EdU	250mg
ST067-1g	EdU	1g
ST316	MTT	500mg

细胞分析

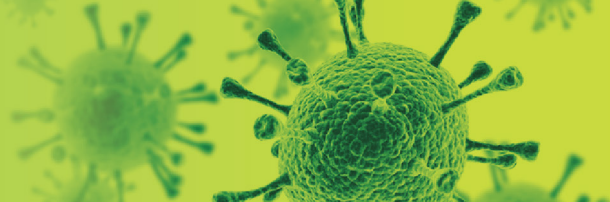


细胞增殖

产品编号	产品名称	产品包装
ST508	Poly-D-lysine/多聚赖氨酸	10mg
ST509	Poly-L-lysine/多聚赖氨酸	50mg
ST798	Trypan blue	1g

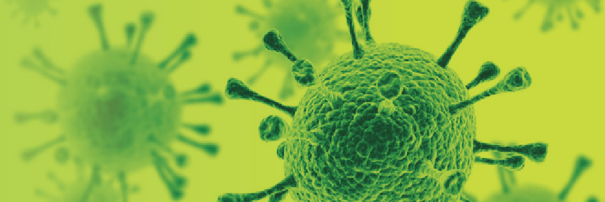
细胞死亡

产品编号	产品名称	产品包装
C0003	细胞凋亡-Hoechst 染色试剂盒	100 次
C0005	细胞凋亡阳性对照试剂盒	200 次
C0006S	细胞凋亡诱导试剂盒(TNF- α +SM-164)	100 次
C0007	细胞凋亡-DNA Ladder 抽提试剂盒	50 次
C0008	细胞凋亡-DNA Ladder 抽提试剂盒(离心柱式)	50 次
C1002	DAPI	5mg/ml \times 0.2ml
C1005	DAPI 染色液	10ml
C1006	DAPI 染色液	50ml
C1011	Hoechst 33258	10mg
C1017	Hoechst 33258 染色液	10ml
C1018	Hoechst 33258 染色液	50ml
C1022	Hoechst 33342	10mg
C1025	Hoechst 33342 染色液	10ml
C1026	Hoechst 33342 染色液	50ml
C1027	Hoechst 33342 活细胞染色液(100X)	0.1ml
C1028	Hoechst 33342 活细胞染色液(100X)	0.5ml
C1029	Hoechst 33342 活细胞染色液(100X)	3ml
C1052	细胞周期与细胞凋亡检测试剂盒	50 次
C1056	细胞凋亡与坏死检测试剂盒	100 次
C1058S	细胞程序性坏死诱导试剂盒	100 次
C1058M	细胞程序性坏死诱导试剂盒	500 次
C1062S	Annexin V-FITC 细胞凋亡检测试剂盒	20 次
C1062M	Annexin V-FITC 细胞凋亡检测试剂盒	50 次
C1062L	Annexin V-FITC 细胞凋亡检测试剂盒	100 次
C1065S	Annexin V-PE 细胞凋亡检测试剂盒	20 次
C1065M	Annexin V-PE 细胞凋亡检测试剂盒	50 次
C1065L	Annexin V-PE 细胞凋亡检测试剂盒	100 次
C1067S	Annexin V-EGFP 细胞凋亡检测试剂盒	20 次
C1067M	Annexin V-EGFP 细胞凋亡检测试剂盒	50 次
C1071S	线粒体膜电位与细胞凋亡检测试剂盒	20 次
C1071M	线粒体膜电位与细胞凋亡检测试剂盒	50 次
C1082	TUNEL 检测阳性对照制备试剂盒	10 次
C1086	一步法 TUNEL 细胞凋亡检测试剂盒(绿色荧光)	20 次
C1088	一步法 TUNEL 细胞凋亡检测试剂盒(绿色荧光)	50 次
C1089	一步法 TUNEL 细胞凋亡检测试剂盒(红色荧光)	20 次



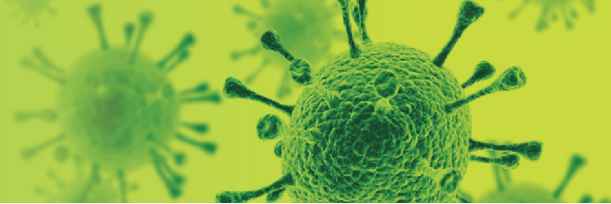
细胞死亡

产品编号	产品名称	产品包装
C1090	一步法 TUNEL 细胞凋亡检测试剂盒(红色荧光)	50 次
C1091	TUNEL 细胞凋亡检测试剂盒(显色法)	20 次
C1098	TUNEL 细胞凋亡检测试剂盒(显色法)	50 次
C1101	Caspase 1 活性检测试剂盒	20 次
C1102	Caspase 1 活性检测试剂盒	100 次
C1107	Caspase 2 活性检测试剂盒	20 次
C1108	Caspase 2 活性检测试剂盒	100 次
C1115	Caspase 3 活性检测试剂盒	20 次
C1116	Caspase 3 活性检测试剂盒	100 次
C1121	Caspase 4 活性检测试剂盒	20 次
C1122	Caspase 4 活性检测试剂盒	100 次
C1135	Caspase 6 活性检测试剂盒	20 次
C1151	Caspase 8 活性检测试剂盒	20 次
C1136	Caspase 6 活性检测试剂盒	100 次
C1152	Caspase 8 活性检测试剂盒	100 次
C1157	Caspase 9 活性检测试剂盒	20 次
C1158	Caspase 9 活性检测试剂盒	100 次
C1168S	GreenNuc™活细胞 Caspase-3 活性检测试剂盒	20-40 次
C1168M	GreenNuc™活细胞 Caspase-3 活性检测试剂盒	100-200 次
C1202-0.02ml	Caspase 抑制剂 Z-VAD-FMK	20mM×0.02ml
C1202-0.1ml	Caspase 抑制剂 Z-VAD-FMK	20mM×0.1ml
C1202-5mg	Caspase 抑制剂 Z-VAD-FMK	5mg
C1206-10mM	Caspase 3 抑制剂 Ac-DEVD-CHO	10mM×0.1ml
C1206-5mg	Caspase 3 抑制剂 Ac-DEVD-CHO	5mg
C2005	JC-1	1mg
C2006	线粒体膜电位检测试剂盒(JC-1)	>100 次
C2007	Rhodamine 123	5mg
P9701-0.1ml	Ac-YVAD-pNA (Caspase 1 显色底物)	20mM×0.1ml
P9701-5mg	Ac-YVAD-pNA (Caspase 1 显色底物)	5mg
P9701-25mg	Ac-YVAD-pNA (Caspase 1 显色底物)	25mg
P9705-0.1ml	Ac-VDQQD-pNA (Caspase 2 显色底物)	20mM×0.1ml
P9705-5mg	Ac-VDQQD-pNA (Caspase 2 显色底物)	5mg
P9705-25mg	Ac-VDQQD-pNA (Caspase 2 显色底物)	25mg
P9710-0.1ml	Ac-DEVD-pNA (Caspase 3 显色底物)	20mM×0.1ml
P9710-5mg	Ac-DEVD-pNA (Caspase 3 显色底物)	5mg
P9710-25mg	Ac-DEVD-pNA (Caspase 3 显色底物)	25mg
P9714-0.1ml	Ac-LEVD-pNA (Caspase 4 显色底物)	20mM×0.1ml
P9714-5mg	Ac-LEVD-pNA (Caspase 4 显色底物)	5mg
P9714-25mg	Ac-LEVD-pNA (Caspase 4 显色底物)	25mg
P9719-0.1ml	Ac-VEID-pNA (Caspase 6 显色底物)	20mM×0.1ml
P9719-5mg	Ac-VEID-pNA (Caspase 6 显色底物)	5mg
P9719-25mg	Ac-VEID-pNA (Caspase 6 显色底物)	25mg
P9723-0.1ml	Ac-IETD-pNA (Caspase 8 显色底物)	20mM×0.1ml



细胞死亡

产品编号	产品名称	产品包装
P9723-5mg	Ac-IETD-pNA (Caspase 8 显色底物)	5mg
P9723-25mg	Ac-IETD-pNA (Caspase 8 显色底物)	25mg
P9728-0.1ml	Ac-LEHD-pNA (Caspase 9 显色底物)	20mM×0.1ml
P9728-5mg	Ac-LEHD-pNA (Caspase 9 显色底物)	5mg
P9728-25mg	Ac-LEHD-pNA (Caspase 9 显色底物)	25mg
AB026	Bax 抗体(小鼠单抗)	>20 次
AB112	Bcl-2 抗体(兔多抗)	>20 次
AC030	Caspase-3 抗体(兔多抗)	>20 次
AC033	Caspase-3(激活型)抗体(兔单抗)	>20 次
AC908	Cytochrome C 抗体(小鼠单抗)	10μg
AP102	PARP 抗体(兔多抗)	>20 次
AT819	Tubulin 抗体(小鼠单抗)	>40 次
C0009	MTT 细胞增殖及细胞毒性检测试剂盒	500 次
C0013	中性红细胞增殖及细胞毒性检测试剂盒	500 次
C0016	乳酸脱氢酶细胞毒性检测试剂盒	100 次
C0017	乳酸脱氢酶细胞毒性检测试剂盒	500 次
C0035	WST-1 细胞增殖及细胞毒性检测试剂盒	100 次
C0036	WST-1 细胞增殖及细胞毒性检测试剂盒	500 次
C0036L	WST-1 细胞增殖及细胞毒性检测试剂盒	2500 次
C0037	Cell Counting Kit-8 (CCK-8 试剂盒)	100 次
C0038	Cell Counting Kit-8 (CCK-8 试剂盒)	500 次
C0039	Cell Counting Kit-8 (CCK-8 试剂盒)	2500 次
C0040	Cell Counting Kit-8 (CCK-8 试剂盒)	10000 次
C0041	Enhanced Cell Counting Kit-8 (增强型 CCK-8 试剂盒)	100 次
C0042	Enhanced Cell Counting Kit-8 (增强型 CCK-8 试剂盒)	500 次
C0043	Enhanced Cell Counting Kit-8 (增强型 CCK-8 试剂盒)	2500 次
C0046	Enhanced Cell Counting Kit-8 (增强型 CCK-8 试剂盒)	10000 次
C0051	CFDA SE 细胞增殖与示踪检测试剂盒	2000 次
C1049-50μg	Mito-Tracker Red CMXRos (线粒体红色荧光探针)	50μg
C1049-250μg	Mito-Tracker Red CMXRos (线粒体红色荧光探针)	50μg×5
C0065FT	CellTiter-Lumi™ 发光法细胞活力检测试剂盒(试用装)	50 次
C0065S	CellTiter-Lumi™ 发光法细胞活力检测试剂盒	100 次
C0065M	CellTiter-Lumi™ 发光法细胞活力检测试剂盒	500 次
C0065L	CellTiter-Lumi™ 发光法细胞活力检测试剂盒	2500 次
C0065XL	CellTiter-Lumi™ 发光法细胞活力检测试剂盒	10000 次
C0068S	CellTiter-Lumi™ Plus 发光法细胞活力检测试剂盒	100 次
C0068M	CellTiter-Lumi™ Plus 发光法细胞活力检测试剂盒	500 次
C0068L	CellTiter-Lumi™ Plus 发光法细胞活力检测试剂盒	2500 次
C0068XL	CellTiter-Lumi™ Plus 发光法细胞活力检测试剂盒	10000 次
D0072	BeyoRed DNA 上样缓冲液(6X)	2ml
D0109	DNA Ladder (0.1-10 kb, 21 bands, with BeyoRed)	100 次
D0107	DNA Ladder (0.1-10 kb, 21 bands)	100 次
P5322-10μg	Recombinant Human TNF-α/TNFSF2, His-tag	10μg



细胞死亡

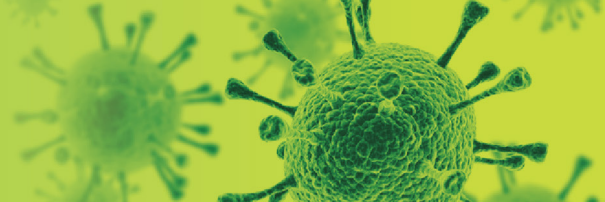
产品编号	产品名称	产品包装
P5322-50μg	Recombinant Human TNF-α/TNFSF2, His-tag	50μg
P5322-100μg	Recombinant Human TNF-α/TNFSF2, His-tag	100μg
P5322-1mg	Recombinant Human TNF-α/TNFSF2, His-tag	1mg
ST067-50mg	EdU	50mg
ST067-250mg	EdU	250mg
ST067-1g	EdU	1g
ST511	Propidium Iodide/碘化丙啶	5mg
ST512	Propidium Iodide/碘化丙啶	20mg
ST798	Trypan blue	1g

自噬

产品编号	产品名称	产品包装
C3006-1ml	Ad-GFP-LC3B	1ml
C3006-10ml	Ad-GFP-LC3B	10ml
C3011-1ml	Ad-mCherry-GFP-LC3B	1ml
C3011-10ml	Ad-mCherry-GFP-LC3B	10ml
C3015-1ml	Ad-GFP-p62	1ml
C3015-10ml	Ad-GFP-p62	10ml
C3016-1ml	Ad-mCherry-p62	1ml
C3016-10ml	Ad-mCherry-p62	10ml
AA820	Atg7 抗体(兔多抗)	>20 次
AL221	LC3B 抗体(兔多抗)	>20 次
AS391	Sirt1/Sir2 抗体(兔多抗)	>20 次
AF2083	ATG9A Rabbit Monoclonal Antibody	50μl
AF2269	ATG5 Rabbit Monoclonal Antibody	50μl

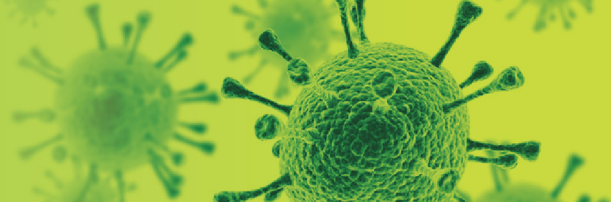
细胞组织染色

产品编号	产品名称	产品包装
C0105	苏木素伊红(HE)染色试剂盒	>200 次
C0107	苏木素染色液	100ml
C0109	伊红染色液	100ml
C0115	甲基绿染色液	100ml
C0117	尼氏(Nissl)染色液	100ml
C0119	甲基绿-派洛宁染色液	100ml
C0121	结晶紫染色液	100ml
C0123	中性红染色液	100ml
C0125	中性红染色液(活细胞染色用)	100ml
C0602	细胞衰老β-半乳糖苷酶染色试剂盒	>100 次
C0605	溶酶体β-半乳糖苷酶染色试剂盒	>100 次
C1033	Actin-Tracker Green (微丝绿色荧光探针)	0.2ml



细胞组织染色

产品编号	产品名称	产品包装
C1036	Dil (细胞膜红色荧光探针)	10mg
C1038	DiO (细胞膜绿色荧光探针)	10mg
C1041	ER-Tracker Red (内质网红色荧光探针)	20μl
C1043	Golgi-Tracker Red (高尔基体红色荧光探针)	1mg
C1046	Lyso-Tracker Red (溶酶体红色荧光探针)	50μl
C1036	Dil (细胞膜红色荧光探针)	10mg
C1048	Mito-Tracker Green (线粒体绿色荧光探针)	50μg
C1050	Tubulin-Tracker Red (微管红色荧光探针)	40μl
C0161S	盐酸乙醇慢速分化液	100ml
C0161M	盐酸乙醇慢速分化液	500ml
C0161L	盐酸乙醇慢速分化液(20X)	100ml
C0163S	盐酸乙醇快速分化液	100ml
C0163M	盐酸乙醇快速分化液	500ml
C0163L	盐酸乙醇快速分化液(20X)	100ml
C0165S	盐酸乙醇超快速分化液	100ml
C0165M	盐酸乙醇超快速分化液	500ml
C0165L	盐酸乙醇超快速分化液(20X)	100ml
C0181	Kisser 封片液	10ml
C0183	Kisser 封片液(phenol free)	10ml
C0185	PVP 封片液	10ml
C0187	甘油明胶封片液	10ml
P0095-100ml	免疫染色通透液(Saponin)	100ml
P0095-500ml	免疫染色通透液(Saponin)	500ml
P0096-100ml	免疫染色通透液(Triton X-100)	100ml
P0096-500ml	免疫染色通透液(Triton X-100)	500ml
P0097-100ml	免疫染色强力通透液	100ml
P0097-500ml	免疫染色强力通透液	500ml
P0098-100ml	免疫染色固定液	100ml
P0098-500ml	免疫染色固定液	500ml
P0099-100ml	4%多聚甲醛固定液	100ml
P0099-500ml	4%多聚甲醛固定液	500ml
RG0039	β-半乳糖苷酶原位染色试剂盒	>100 次
C1002	DAPI	5mg/ml×0.2ml
C1005	DAPI 染色液	10ml
C1006	DAPI 染色液	50ml
C1011	Hoechst 33258	10mg
C1017	Hoechst 33258 染色液	10ml
C1018	Hoechst 33258 染色液	50ml
C1022	Hoechst 33342	10mg
C1025	Hoechst 33342 染色液	10ml
C1026	Hoechst 33342 染色液	50ml
C1027	Hoechst 33342 活细胞染色液(100X)	0.1ml
C1028	Hoechst 33342 活细胞染色液(100X)	0.5ml
C0051	CFDA SE 细胞增殖与示踪检测试剂盒	2000 次
C1031	CFDA SE (细胞增殖示踪荧光探针)	5mg
C3206	BCIP/NBT 碱性磷酸酯酶显色试剂盒	共 100ml
P0202	DAB 辣根过氧化物酶显色试剂盒	共 20ml



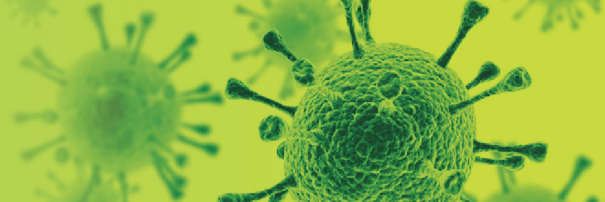
细胞组织染色

产品编号	产品名称	产品包装
P0203	DAB 辣根过氧化物酶显色试剂盒	共 100ml
P0209-100ml	TMB 显色液(ELISA HRP 显色用)	100ml
P0209-500ml	TMB 显色液(ELISA HRP 显色用)	500ml
P0211	TMB 显色液(组化或膜 HRP 显色用)	100ml

细胞组分分离

产品编号	产品名称	产品包装
C3601	细胞线粒体分离试剂盒	50-100 次
C3606	组织线粒体分离试剂盒	50-100 次
C3609	线粒体储存液	50ml
C3702	红细胞裂解液	120ml
P0027	细胞核蛋白与细胞浆蛋白抽提试剂盒	50 次
P0028	细胞核蛋白与细胞浆蛋白抽提试剂盒	100 次
P0033	细胞膜蛋白与细胞浆蛋白提取试剂盒	100 次

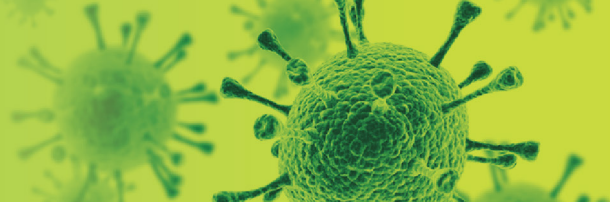
信号小分子检测



活性氧相关

产品编号	产品名称	产品包装
S0033	活性氧检测试剂盒	>100 次
S0038	过氧化氢检测试剂盒	150 次
S0051	过氧化氢酶检测试剂盒	100 次
S0052	总谷胱甘肽检测试剂盒	100 次
S0052B	蛋白去除试剂 S	3g
S0053	GSH 和 GSSG 检测试剂盒	共 100 次
S0054	蛋白去除试剂 M	5g
S0055	谷胱甘肽还原酶检测试剂盒	100 次
S0056	谷胱甘肽过氧化物酶检测试剂盒	100 次
S0058	总谷胱甘肽过氧化物酶检测试剂盒	100 次
S0060	超氧化物检测试剂盒	100 次
S0063	Dihydroethidium (超氧化物阴离子荧光探针)	5mg
S0071	Catechin hydrate (抗氧化剂)	0.5g
S0073	GSH (抗氧化剂)	1g
S0075	Lipoic acid (抗氧化剂)	0.5g
S0077	NAC (抗氧化剂)	2g
S0079	Tocopherol (抗氧化剂)	2g
S0082	Catalase (抗氧化酶)	200mg
S0086	SOD (抗氧化酶)	3KU
S0087	SOD (抗氧化酶)	15KU
S0088	SOD (抗氧化酶)	65KU
S0101	总 SOD 活性检测试剂盒(WST-8 法)	100 次
S0103	CuZn/Mn-SOD 活性检测试剂盒(WST-8 法)	100 次
S0109	总 SOD 活性检测试剂盒(NBT 法)	100 次
S0116	总抗氧化能力检测试剂盒(FRAP 法)	100 次
S0119	总抗氧化能力检测试剂盒(ABTS 法)	>300 次
S0121	总抗氧化能力检测试剂盒(ABTS 快速法)	100 次
S0131	脂质氧化(MDA)检测试剂盒	100 次
P2369-20mg	Horseradish Peroxidase (High Purity, $\geq 340\text{U}/\text{mg}$)	20mg
P2369-100mg	Horseradish Peroxidase (High Purity, $\geq 340\text{U}/\text{mg}$)	100mg
P2369-500mg	Horseradish Peroxidase (High Purity, $\geq 340\text{U}/\text{mg}$)	500mg
S0168	环氧合酶-2(COX-2)抑制剂筛选试剂盒	100 次
S0175	NAD ⁺ /NADH 检测试剂盒(WST-8 法)	100 次
S0179	NADP ⁺ /NADPH 检测试剂盒(WST-8 法)	100 次
S0185	G6P 检测试剂盒(WST-8 法)	100 次
S0189	G6PDH 活性检测试剂盒(WST-8 法)	100 次
ST358	NADH	100mg
ST360-10mg	NADPH	10mg
ST360-1g	NADPH	1g
ST360-200mg	NADPH	200mg
ST360-50mg	NADPH	50mg

信号小分子检测



一氧化氮相关

产品编号	产品名称	产品包装
S0006	L-NAME (eNOS 抑制剂)	200mg
S0007	L-Canavanine (iNOS 抑制剂)	20mg
S0008	SMT (iNOS 抑制剂)	100mg
S0009	1400W (iNOS 抑制剂)	2mg
S0010	Spermidine (nNOS 抑制剂)	200mg
S0011	L-NMMA (总 NOS 抑制剂)	5mg
S0012	L-Arginine (NO 前体)	5g
S0015	SNP (NO 供体)	1g
S0016	L-Citrulline (NO 中间体)	1g
S0017	Hemoglobin (NO 清除剂)	1g
S0019	DAF-FM DA (NO 荧光探针)	>100 次
S0021	一氧化氮检测试剂盒	500 次
S0023	总一氧化氮检测试剂盒	50 次
S0024	总一氧化氮检测试剂盒	200 次
S0025	一氧化氮合成酶检测试剂盒(荧光法)	100 次
S1546	Carboxy-PTIO (一氧化氮清除剂)	5mg
S1547	Carboxy-PTIO (一氧化氮清除剂)	50mg
S3090	细胞与组织裂解液(一氧化氮检测用)	100ml

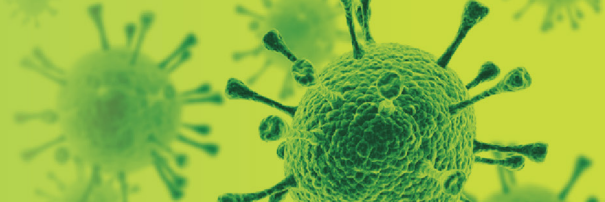
代谢小分子相关

产品编号	产品名称	产品包装
S0026	ATP 检测试剂盒	200 次
S0026B	ATP 检测试剂盒	200 次
S0027	增强型 ATP 检测试剂盒	200 次
S0175	NAD ⁺ /NADH 检测试剂盒(WST-8 法)	100 次
S0179	NADP ⁺ /NADPH 检测试剂盒(WST-8 法)	100 次
S0185	G6P 检测试剂盒(WST-8 法)	100 次
S0189	G6PDH 活性检测试剂盒(WST-8 法)	100 次
S1063S	钙含量显色检测试剂盒	200 次

钙离子等检测

产品编号	产品名称	产品包装
S1052	Fura-2 AM (钙离子荧光探针, 2mM)	50μl
S1056	Fluo-3 AM (钙离子荧光探针, 5mM)	20μl
S1060	Fluo-4 AM (钙离子荧光探针, 2mM)	25μl
S1063S	钙含量显色检测试剂盒	200 次

荧光探针

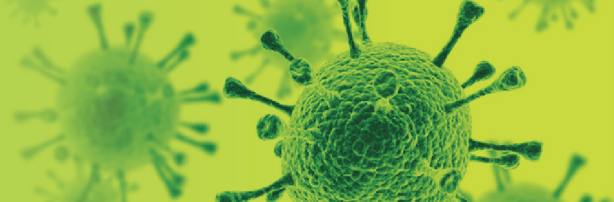


小分子荧光探针

产品编号	产品名称	产品包装
S1082	MQAE (氯离子荧光探针)	20mg
S0019	DAF-FM DA (NO 荧光探针)	>100 次
S0025	一氧化氮合成酶检测试剂盒(荧光法)	100 次
S0033	活性氧检测试剂盒	>100 次
S0063	Dihydroethidium (超氧化物阴离子荧光探针)	5mg
S1052	Fura-2 AM (钙离子荧光探针, 2mM)	50 微升
S1056	Fluo-3 AM (钙离子荧光探针, 5mM)	20 微升
S1060	Fluo-4 AM (钙离子荧光探针, 2mM)	25 微升

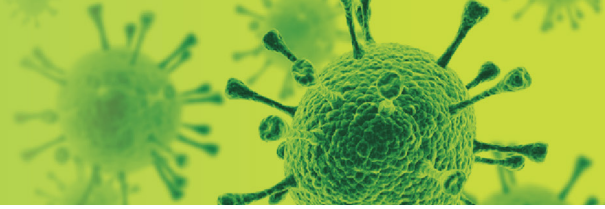
细胞凋亡荧光探针

产品编号	产品名称	产品包装
C1049-50µg	Mito-Tracker Red CMXRos (线粒体红色荧光探针)	50µg
C1049-250µg	Mito-Tracker Red CMXRos (线粒体红色荧光探针)	50µg×5
C1002	DAPI	5mg/ml×0.2ml
C1005	DAPI 染色液	10ml
C1006	DAPI 染色液	50ml
C1011	Hoechst 33258	10mg
C1017	Hoechst 33258 染色液	10ml
C1018	Hoechst 33258 染色液	50ml
C1022	Hoechst 33342	10mg
C1025	Hoechst 33342 染色液	10ml
C1026	Hoechst 33342 染色液	50ml
C1027	Hoechst 33342 活细胞染色液(100X)	0.1ml
C1028	Hoechst 33342 活细胞染色液(100X)	0.5ml
C1029	Hoechst 33342 活细胞染色液(100X)	3ml
C1052	细胞周期与细胞凋亡检测试剂盒	50 次
C1056	细胞凋亡与坏死检测试剂盒	100 次
C1062S	Annexin V-FITC 细胞凋亡检测试剂盒	20 次
C1062M	Annexin V-FITC 细胞凋亡检测试剂盒	50 次
C1062L	Annexin V-FITC 细胞凋亡检测试剂盒	100 次
C1065S	Annexin V-PE 细胞凋亡检测试剂盒	20 次
C1065M	Annexin V-PE 细胞凋亡检测试剂盒	50 次
C1065L	Annexin V-PE 细胞凋亡检测试剂盒	100 次
C1067S	Annexin V-EGFP 细胞凋亡检测试剂盒	20 次
C1067M	Annexin V-EGFP 细胞凋亡检测试剂盒	50 次
C1071S	线粒体膜电位与细胞凋亡检测试剂盒	20 次
C1071M	线粒体膜电位与细胞凋亡检测试剂盒	50 次
C1168S	GreenNuc™活细胞 Caspase-3 活性检测试剂盒	20-40 次
C1168M	GreenNuc™活细胞 Caspase-3 活性检测试剂盒	100-200 次
C2005	JC-1	1mg
C2006	线粒体膜电位检测试剂盒(JC-1)	>100 次
C2007	Rhodamine 123	5mg



其他荧光探针

产品编号	产品名称	产品包装
S1006	BCECF AM (pH 荧光探针, 5mM)	50 微升
C1031	CFDA SE (细胞增殖示踪荧光探针)	5mg
C1033	Actin-Tracker Green (微丝绿色荧光探针)	0.2ml
C1036	Dil (细胞膜红色荧光探针)	10mg
C1038	DiO (细胞膜绿色荧光探针)	10mg
C1041	ER-Tracker Red (内质网红色荧光探针)	20 μ l
C1043	Golgi-Tracker Red (高尔基体红色荧光探针)	1mg
C1046	Lyso-Tracker Red (溶酶体红色荧光探针)	50 μ l
C1048	Mito-Tracker Green (线粒体绿色荧光探针)	50 μ g
C1050	Tubulin-Tracker Red (微管红色荧光探针)	40 μ l



细胞分析>细胞增殖

- Zhang Y., et al., Melatonin attenuates myocardial ischemia-reperfusion injury via improving mitochondrial fusion/mitophagy and activating the AMPK-OPA1 signaling pathways. *J Pineal Res.* , Mar;66(2):e12542, 2019 (IF15.221)
- Zhao H., et al., Airflow-Assisted 3D Bioprinting of Human Heterogeneous Microspheroidal Organoids with Microfluidic Nozzle. *Small.* , Sep;14(39):e1802630, 2018 (IF10.856)
- Song H., et al., Biocompatible PEGylated Gold nanorods function As cytokinesis inhibitors to suppress angiogenesis. *Biomaterials.* , Sep;178:23-35, 2018 (IF10.273)
- Xu L., et al., Platelet membrane coating coupled with solar irradiation endows a photodynamic nanosystem with both improved antitumor efficacy and undetectable skin damage. *Biomaterials*, Mar;159:59-67, 2018 (IF10.273)
- Li DL., et al., Multifunctional superparamagnetic nanoparticles conjugated with fluorescein-labeled designedankyrin repeat protein as an efficient HER2-targeted probe in breast cancer. *Biomaterials*, Dec;147:86-98, 2017 (IF10.273)
- Li Z., et al., Long non-coding RNA MALAT1 promotes proliferation and suppresses apoptosis of glioma cells through derepressing Rap1B by sponging miR-101. *NEURO-ONCOLOGY*, Aug;134(1):19-28, 2017 (IF10.091)
- Zhao Wang., et al., Overexpressed SIRT6 attenuates cisplatin-induced acute kidney injury by inhibiting ERK1/2 signaling. *Kidney international*, volume 93, pages 881-892 (2018) (IF8.429)
- Linlang Guo., et al., Long non-coding RNA TUG1 is involved in cell growth and chemoresistance of small cell lung cancer by regulating LIMK2b via EZH2 . *Molecular cancer*, Volume16, ISSUE 1, P5, 2017 (IF7.776)
- Fu Wang., et al., Targeting miR-21 with sophocarpine inhibits tumor progression and reverses epithelial-mesenchymal transition in head and neck cancer. *Molecular Therapy*, Volume 25, ISSUE 9, P2129-2139, 2017 (IF7.008)
- Peichang Wang., et al. , E2F1 mediates the downregulation of POLD1 in replicative senescence. *Cellular and Molecular Life* , P1-18, 2019 (IF6.721)

细胞分析>细胞死亡

- Jingyun Ma., et al., Fatal swine acute diarrhoea syndrome caused by an HKU2-related coronavirus of bat origin. *Nature* , volume 556, pages 255 - 258 (2018) (IF41.577)
- Wenbo Bu., et al., Magnesium silicide nanoparticles as a deoxygenation agent for cancer starvation therapy. *Nature Nanotechnology*, Volume 12, pages378-386 (2017) (IF37.490)
- Deng X., et al., Chronic Liver Injury Induces Conversion of Biliary Epithelial Cells into Hepatocytes., *Cell Stem Cell.*, Jul 5;23(1):114-122.e3, 2018 (IF 21.464)
- Xuetao Cao., et al., CCR7 Chemokine Receptor-Inducible Inc-Dpf3 Restrains Dendritic Cell Migration by Inhibiting HIF-1a-Mediated Glycolysis. *Immunity*, volume 50, pages 1-16 (2019) (IF19.734)
- Shuhan Sun., et al., The MBNL3 splicing factor promotes hepatocellular carcinoma by increasing PXN expression through the alternative splicing of lncRNA-PXN-AS1 . *Nature Cell Biology*, Volume 19, pages 820-832 (2017) (IF19.064)
- Zhou B., et al., Tom20 senses iron-activated ROS signaling to promote melanoma cell pyroptosis., *Cell Res.*, Dec;28(12):1171-1185, 2018 (IF 17.848)
- Cao Z., et al., Melatonin alleviates cadmium-induced liver injury by inhibiting the TXNIP-NLRP3 inflammasome., *J Pineal Res.*, Apr;62(3), 2017 (IF 15.221)
- Fan T., et al., Inhibiting MT2-TFE3-dependent autophagy enhances melatonin-induced apoptosis in tonguesquamous cell carcinoma., *J Pineal Res.*, Mar;64(2), 2018 (IF 15.221)

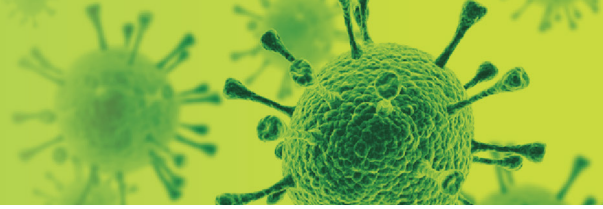
细胞产品引用文献摘选

- Huo X., et al., Human transporters, PEPT1/2, facilitate melatonin transportation into mitochondria of cancer cells: An implication of the therapeutic potential., J Pineal Res., May;62(4), 2017 (IF 15.221)
- Qiming Sun., et al., Pacer Is a Mediator of mTORC1 and GSK3-TIP60 Signaling in Regulation of Autophagosome Maturation and Lipid Metabolism. Molecular Cell, volume 73, pages 788-802 (2019) (IF14.248)
- Yingfang Ao, et al., A small molecule promotes cartilage extracellular matrix generation and inhibits osteoarthritis development. Nature Communications, Volume 10, Article number: 1914 (2019) (IF12.353)
- Baorui Liu, et al., iRGD synergizes with PD-1 knockout immunotherapy by enhancing lymphocyte infiltration in gastric cancer. Nature Communications, Volume 10, Article number: 1336 (2019) (IF12.353)
- Guang Liang, et al., Saturated palmitic acid induces myocardial inflammatory injuries through direct binding to TLR4 accessory protein MD2. Nature Communications, Volume 8, Article number: 13997 (2017) (IF12.353)
- Da Xing., et al., Mitochondria-specific drug release and reactive oxygen species burst induced by polyprodrug nanoreactors can enhance chemotherapy. Nature Communications, Volume 10, Article number: 1704 (2019) (IF12.353)
- Hongwei Ouyang., et al., A strongly adhesive hemostatic hydrogel for the repair of arterial and heart bleeds. Nature Communications, Volume 10, Article number: 2060 (2019) (IF11.878)
- Lan Huang., et al., Store-operated calcium entry-activated autophagy protects EPC proliferation via the CAMKK2-MTOR pathway in ox-LDL exposure. Autophagy, volume 13, Issue 3, pages 82-98 (2017) (IF11.100)
- Wang Y., et al., A functional nanocarrier that copenetrates extracellular matrix and multiple layers of tumor cells for sequential and deep tumor autophagy inhibitor and chemotherapeutic delivery., Autophagy., Feb;13(2):359-370, 2017 (IF 11.059)
- Yang J., et al., Store-operated calcium entry-activated autophagy protects EPC proliferation via the CAMKK2-MTOR pathway in ox-LDL exposure., Autophagy., Jan 2;13(1):82-98, 2017 (IF 11.059)
- Zeng Q., et al., Tailoring polymeric hybrid micelles with lymph node targeting ability to improve the potency of cancer vaccines., Biomaterials., Apr;122:105-113, 2017 (IF 10.273)
- Guo D., et al., Prodrug-embedded angiogenic vessel-targeting nanoparticle: A positive feedback amplifier in hypoxia-induced chemo-photo therapy., Biomaterials., Nov;144:188-198, 2017 (IF 10.273)
- Liu P., et al., Enhancing magnetic resonance/photoluminescence imaging-guided photodynamic therapy by multiple pathways., Biomaterials., Apr;199:52-62, 2019 (IF 10.273)
- Zhou R., et al., Tumor microenvironment-manipulated radiocatalytic sensitizer based on bismuth heteropolytungstate for radiotherapy enhancement., Biomaterials., Jan;189:11-22, 2019 (IF 10.273)
- Bo Zhu., et al., EZH2 inhibitor GSK126 suppresses anti-tumor immunity by driving production of myeloid-derived suppressor cells. Cancer Research, (2019) DOI: 10.1158/0008-5472.CAN-18-2395 (IF9.13)
- Bing Zhou., et al., Transferrin 1 Functions in Iron Trafficking and Genetically Interacts with Ferritin in Drosophila melanogaster., Cell Reports., Vol. 26, Issue 3, p748 - 758.e5, 2019 (IF8.032)

细胞分析>自噬

- Kailiang Ren., et al., Piezoelectric nanofibrous scaffolds as in vivo energy harvesters for modifying fibroblast alignment and proliferation in wound healing. Nano Energy, volume 43, pages 63-71 (2018) (IF 13.12)
- Yaohua Liu., et al., Isogambogenic Acid Inhibits the Growth of Glioma Through Activation of the AMPK-mTOR Pathway. Cellular Physiology and Biochemistry, volume 44, pages 1381-1395 (2017) (IF5.5)
- Bin Xu., et al., Corynoxine B ameliorates HMGB1-dependent autophagy dysfunction during manganese exposure in SH-SY5Y human neuroblastoma cells. Food and Chemical Toxicology, volume 124, pages 336-348 (2019) (IF3.977)
- Yingwei Chen., et al., Inhibition of Autophagic Degradation Process Contributes to Claudin-2 Expression

细胞产品引用文献摘选



Increase and Epithelial Tight Junction Dysfunction in TNF- α Treated Cell Monolayers. International journal of molecular sciences, volume 18, pages157 (2017) (IF3.226)

- Qiyan Xiong., et al., Hsp90/Sec22b promotes unconventional secretion of mature-IL-1 β through an autophagosomal carrier in porcine alveolar macrophages during Mycoplasma hyopneumoniae infection. Molecular Immunology, volume 101, pages130-139 (2018) (IF3.188)

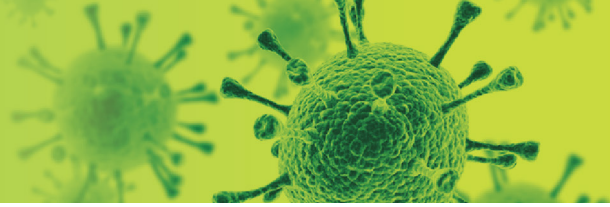
细胞分析>细胞组织染色

- Meiyu Geng., et al., Targeting Epigenetic Crosstalk as a Therapeutic Strategy for EZH2-Aberrant Solid Tumors. Cell, Volume 175, ISSUE 1, P186-199 (2018) (IF30.41)
- Qin Liu., et al., The Bacterial T6SS Effector EvpP Prevents NLRP3 Inflammasome Activation by Inhibiting the Ca²⁺-Dependent MAPK-Jnk Pathway. Cell Host & Microbe, volume 21, ISSUE 1, P47-58 (2017) (IF17.872)
- Xiqun Jiang., et al., Successively activatable ultrasensitive probe for imaging tumour acidity and hypoxia. Nature Biomedical Engineering, volume 1, Article number: 0057 (2017) (IF17.135)
- Jun Cui., et al., Tetherin Suppresses Type I Interferon Signaling by Targeting MAVS for NDP52-Mediated Selective Autophagic Degradation in Human Cells. Molecular Cell, volume 68, ISSUE 2, P308-322 (2017) (IF14.248)
- Wei Liu., et al., VPS34 Acetylation Controls Its Lipid Kinase Activity and the Initiation of Canonical and Non-canonical Autophagy. Molecular Cell, volume 67, ISSUE 6, P907-921 (2017) (IF14.248)
- Shuhua Yang., et al., Plasma Membrane CRPK1-Mediated Phosphorylation of 14-3-3 Proteins Induces Their Nuclear Import to Fine-Tune CBF Signaling during Cold Response. Molecular Cell, volume 66, ISSUE 1, P117-128 (2017) (IF14.248)
- Xisong Ke., et al., Small molecule promotes β -catenin citrullination and inhibits Wnt signaling in cancer. Nature Chemical Biology, volume 14, P94-101 (2018) (IF13.843)
- Jianping Ding., et al., Structural basis for Ragulator functioning as a scaffold in membrane-anchoring of Rag GTPases and mTORC1. Nature Communications, volume 8, Article number: 1394 (2017) (IF12.353)
- Yaping Li., et al., Bioinspired lipoproteins-mediated photothermia remodels tumor stroma to improve cancer cell accessibility of second nanoparticles. Nature Communications, volume 10, Article number: 3322 (2019) (IF12.353)
- Cao C., et al., Bidirectional juxtacrine ephrinB2/Ephs signaling promotes angiogenesis of ECs and maintains self-renewal of MSCs. Biomaterials, Jul;172:1-13, 2018 (IF10.273)
- Liu J., et al., Ultrasound molecular imaging of acute cardiac transplantation rejection using nanobubbles targeted to T lymphocytes. Biomaterials, Apr;162:200-207, 2018 (IF10.273)
- Shen S., et al., Folate-conjugated nanobubbles selectively target and kill cancer cells via ultrasound-triggered intracellular explosion. Biomaterials, Oct;181:293-306, 2018 (IF10.273)
- Jiang L., et al., Early effects of parathyroid hormone on vascularized bone regeneration and implant osseointegration in aged rats. Biomaterials, Oct;179:15-28, 2018 (IF10.273)
- Ma K., et al., Targeted delivery of in situ PCR-amplified Sleeping Beauty transposon genes to cancer cells with lipid-based nanoparticle-like protocells. Biomaterials, Jan 2;121:55-63, 2017 (IF10.273)
- Chen W., et al., Surface functionalization of titanium implants with chitosan-catechol conjugate for suppression of ROS-induced cells damage and improvement of osteogenesis. Biomaterials, Jan;114:82-96, 2017 (IF10.273)

细胞分析>细胞组分分离

- Yi Yang., et al., Genetically encoded fluorescent sensors reveal dynamic regulation of NADPH metabolism.

细胞产品引用文献摘选



Nature Methods , volume 14, P720-728 (2017) (IF26.919)

- Ying Hu., et al., iASPP Is an Antioxidative Factor and Drives Cancer Growth and Drug Resistance by Competing with Nrf2 for Keap1 Binding. *Cancer Cell* , volume 32, ISSUE 5, P561-573 (2017) (IF22.844)
- Zan Huang., et al., Induction of INK1 by Viral Infection Negatively Regulates Antiviral Responses through Inhibiting Phosphorylation of p65 and IRF3. *Cell Host & Microbe* , volume 22, ISSUE 1, P86-98 (2017) (IF17.872)
- Guangrong Yan., et al., A Peptide Encoded by a Putative lncRNA HOXB-AS3 Suppresses Colon Cancer Growth. *Molecular Cell* , volume 68, ISSUE 1, P171-184 (2017) (IF14.248)
- Da Xing, et al., Mitochondria-specific drug release and reactive oxygen species burst induced by polyprodrug nanoreactors can enhance chemotherapy. *Nature Communications*, Volume 10, Article number: 1704 (2019) (IF12.353)
- Lanfen Chen, et al., Macrophage achieves self-protection against oxidative stress-induced ageing through the Mst-Nrf2 axis. *Nature Communications*, Volume 10, Article number: 755 (2019) (IF12.353)
- Yi Yang., et al., Mitochondrial dynamics controls anti-tumour innate immunity by regulating CHIP-IRF1 axis stability. *Nature Communications* , volume 8, Article number: 1805 (2017) (IF12.353)
- Yi Yang., et al., Mitochondrial dynamics controls anti-tumour innate immunity by regulating CHIP-IRF1 axis stability. *Nature Communications* , volume 8, Article number: 1805 (2017) (IF12.353)

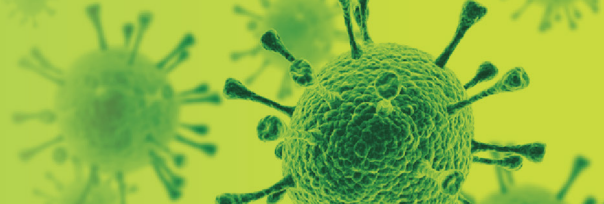
细胞转染

- Li Q, Li Y, Yang S, et al. CRISPR - Cas9-mediated base-editing screening in mice identifies DND1 amino acids that are critical for primordial germ cell development[R]. *Nature Cell Biology*, 2018.
- Zhang S, An S, Hoover K, et al. Host miRNAs are involved in hormonal regulation of HaSNPV - triggered climbing behaviour in *Helicoverpa armigera*[J]. *Molecular ecology*, 2018, 27(2): 459-475.
- Han L, Wang W, Lu J, et al. AAV - sBTLA facilitates HSP70 vaccine-triggered prophylactic antitumor immunity against a murine melanoma pulmonary metastasis model in vivo[J]. *Cancer letters*, 2014, 354(2): 398-406.
- Ai H H, Zhou Z L, Sun L G, et al. 20 (S)-25-methoxyl-dammarane-3 β , 12 β , 20-triol negatively regulates activation of STAT3 and ERK pathways and exhibits anti-cancer effects in HepG2 cells[J]. *Apoptosis*, 2017, 22(11): 1404-1418.
- Zhang Y, Tang L. Inhibition of breast cancer cell proliferation and tumorigenesis by long non-coding RNA RPPH1 down-regulation of miR-122 expression[J]. *Cancer cell international*, 2017, 17(1): 109.
- Xu S, Zhang L, Cheng X, et al. Capsaicin inhibits the metastasis of human papillary thyroid carcinoma BCPAP cells through the modulation of the TRPV1 channel[J]. *Food & function*, 2018, 9(1): 344-354.

信号小分子检测

- Xuetao Cao., et al., CCR7 Chemokine Receptor-Inducible Inc-Dpf3 Restrains Dendritic Cell Migration by Inhibiting HIF-1 α -Mediated Glycolysis. *Immunity*, ISSUE 50, P1-16 (2019) (IF21.522)
- Mian Wu., et al., CircACC1 Regulates Assembly and Activation of AMPK Complex under Metabolic Stress, *Cell Metabolism*, VOLUME 30, ISSUE 1, P157-173.E7, JULY 02, 2019) (IF22.415)
- Hanzhong Wang., et al., A Novel Chimeric Mitochondrial Gene Confers Cytoplasmic Effects on Seed Oil Content in Polyploid Rapeseed (*Brassica napus*). *Molecular Plant*, Vol. 12, Issue 4, p582 - 596 (IF10.812)
- Hao H., et al., Farnesoid X Receptor Regulation of the NLRP3 Inflammasome Underlies Cholestasis-Associated Sepsis. *Cell Metab.*, Apr 4;25(4):856-867.e5 (2017) (IF22.415)
- Pei HF., et al., Melatonin attenuates postmyocardial infarction injury via increasing Tom70 expression. *J Pineal Res.*, Jan;62(1) (2017) (IF15.221)

细胞产品引用文献摘选



- Zhou H., et al., Effects of melatonin on fatty liver disease: The role of NR4A1/DNA-PKcs/p53 pathway mitochondrial fission and mitophagy. *J Pineal Res.*,Jan;64(1) (2018) (IF15.221)
- Huo X., et al.,Human transporters, PEPT1/2, facilitate melatonin transportation into mitochondria of cancer cells: An implication of the therapeutic potential. *J Pineal Res.*,May;62(4) (2017) (IF15.221)
- Chen X., et al.,Drug-Porous Silicon Dual Luminescent System for Monitoring and Inhibition of Wound Infection. *ACS Nano.*,Aug 22;11(8):7938-7949 (2017) (IF13.903)
- Wu M., et al.,The p53-inducible long noncoding RNA TRINGS protects cancer cells from necrosis under glucose starvation. *EMBO J.*,Dec 1;36(23):3483-3500 (2017) (IF11.227)
- Shen Z., et al.,PARK2-dependent mitophagy induced by acidic postconditioning protects against focal cerebral ischemia and extends the reperfusion window. *Autophagy.*,Mar 4;13(3):473-485 (2017) (IF11.059)
- Leng ZG., et al.,Activation of DRD5 (dopamine receptor D5) inhibits tumor growth by autophagic cell death. *Autophagy.*,Aug 3;13(8):1404-1419 (2017) (IF11.059)
- Chen W., et al.,Surface functionalization of titanium implants with chitosan-catechol conjugate for suppression of ROS-induced cells damage and improvement of osteogenesis. *Biomaterials.*,Jan;114:82-96 (IF10.273)
- Wang G., et al.,Antibacterial effects of titanium embedded with silver nanoparticles based on electron-transfer-induced reactive oxygen species. *Biomaterials.*,Apr;124:25-34 (IF10.273)

荧光探针

- Yaping Li., et al., Bioinspired lipoproteins-mediated photothermia remodels tumor stroma to improve cancer cell accessibility of second nanoparticles. *Nature Communications*, volume 10, Article number: 3322 (2019) (IF12.353)
- Xuetao Cao., et al., CCR7 Chemokine Receptor-Inducible Inc-Dpf3 Restrains Dendritic Cell Migration by Inhibiting HIF-1a-Mediated Glycolysis. *Immunity*, ISSUE 50, P1-16 (2019) (IF21.522)
- Liu J., et al., Ultrasound molecular imaging of acute cardiac transplantation rejection using nanobubbles targeted to T lymphocytes. *Biomaterials*, Apr;162:200-207 (2018) (IF10.273)
- Shen S., et al., Folate-conjugated nanobubbles selectively target and kill cancer cells via ultrasound-triggered intracellular explosion. *Biomaterials.*, Oct;181:293-306 (2018) (IF10.273)
- Zhou B., et al., Tom20 senses iron-activated ROS signaling to promote melanoma cell pyroptosis. *Cell Res.*, Dec;28(12):1171-1185 (2018) (IF17.848)
- Wang Y., et al., A functional nanocarrier that copenetrates extracellular matrix and multiple layers of tumor cells for sequential and deep tumor autophagy inhibitor and chemotherapeutic delivery. *Autophagy.*,Feb;13(2):359-370 (2017) (IF11.059)
- Ju C., et al.,Neoadjuvant Chemotherapy Based on Abraxane/Human Neutrophils Cytopharmaceuticals with Radiotherapy for Gastric Cancer. *Small.*,Feb;15(5):e1804191 (2019) (IF10.856)