



碧云天生物技术/Beyotime Biotechnology  
 订货热线: 400-168-3301或800-8283301  
 订货e-mail: order@beyotime.com  
 技术咨询: info@beyotime.com  
 网址: http://www.beyotime.com

## HSP60 Mouse Monoclonal Antibody

| 产品编号   | 产品名称                            | 包装   |
|--------|---------------------------------|------|
| AF0186 | HSP60 Mouse Monoclonal Antibody | 50μl |

### 产品简介:

| 来源    | 用途               | 交叉反应性   | 分子量   |
|-------|------------------|---------|-------|
| Mouse | WB, IHC, ICC, IF | H, M, R | 61KDa |

WB, Western blot; IP, Immunoprecipitation; IF, Immunofluorescence; IHC, Immunohistochemistry; ICC, Immunocytochemistry; FC, Flow Cytometry; ELISA, Enzyme-linked Immunosorbent Assay; ChIP, Chromatin Immunoprecipitation Assay.

H, Human; M, Mouse; R, Rat; C, Chicken; Cw, Cow; Dg, Dog; Gp, Guinea pig; Hm, Hamster; Hr, Horse; Mk, Monkey; Pg, Pig; Rb, Rabbit; S, Sheep; Z, Zebrafish; All, all species expected.

- 配套提供了Western一抗稀释液, 可以用于Western检测或其它适当用途时的一抗稀释。
- 建议抗体使用时的稀释比例如下(实际使用时需根据抗原水平的高低作适当调整):

| WB     | IP | IF    | IHC   | ICC   | FC | ELISA | ChIP |
|--------|----|-------|-------|-------|----|-------|------|
| 1:1000 | -  | 1:100 | 1:100 | 1:100 | -  | -     | -    |

- 抗体详细信息如下:

| About this Antibody |   |
|---------------------|---|
| Name                | HSP60 Mouse Monoclonal Antibody   |
| Category            | Monoclonal antibody(mAb); Primary antibody  |
| Isotype             | IgG1  |
| Purification        | ProA affinity purified  |
| About the Immunogen |   |
| Immunogen           | This antibody is produced by immunizing mice with a synthetic peptide (KLH-coupled) corresponding to HSP60.   |
| Gene ID             | 3329  |
| SwissProt           | P10809  |
| Synonyms            | CPN60; CHAPERONIN 60-KD; GroEL E. COLI HOMOLOG OF HEAT-SHOCK 60-KD PROTEIN1; heat shock 60kDa protein 1 (chaperonin)  |
| Category            | Protein Folding and Trafficking   |
| Background          | The 60 kDa heat shock protein (HSP60) is a highly conserved protein that acts as a chaperone involved in correct folding of newly synthesized proteins. Mainly expressed in mitochondria, HSP60 has also been found in the cytosol of normal heart and muscle cells. The HSP60 proteins are abundant in the cell and are highly conserved between bacteria and human, with 50%-60% sequence homology. Mammalian HSP60 is expressed in the mitochondria at a low level and rapidly up-regulated under stresses, such as heat shock, and on some occasions with changes in intracellular location including expression on the cell surface. |

### 包装清单:

| 产品编号   | 产品名称                            | 包装   |
|--------|---------------------------------|------|
| AF0186 | HSP60 Mouse Monoclonal Antibody | 50μl |
| AZ050  | Western一抗稀释液                    | 50ml |
| -      | 说明书                             | 1份   |

### 保存条件:

HSP60 Mouse Monoclonal Antibody -20°C保存, Western一抗稀释液-20°C或4°C保存, 一年有效。Western一抗稀释液优先推荐4°C保存, 长期不使用可以考虑-20°C保存, 但冻融可能会导致出现轻微的浑浊和少量不溶物。

### 注意事项:

- 如果本抗体用于Western blot (WB)、免疫荧光(IF)、免疫细胞化学(ICC)等实验, 请注意回收使用过的稀释抗体。回收的抗体通常至少可以重复使用5-10次。稀释后的抗体, 包括已经使用过的稀释抗体, 请4°C保存。
- 回收后重复使用的抗体, 使用方法同新鲜稀释的抗体。如果在重复使用过程中发现抗体出现轻微混浊现象, 可以10,000g离

心1-3分钟，取上清用于后续检测。如果回收的抗体出现明显的絮状物或长霉长菌等情况，则可以考虑废弃该抗体。

- 提供的Western一抗稀释液也可以用于免疫荧光(IF)、免疫组化(IHC)、免疫细胞化学(ICC)等适当用途。如果希望获得最佳的检测效果，请考虑使用上述检测专用的一抗稀释液。
- 本产品仅限于专业人员的科学研究用，不得用于临床诊断或治疗，不得用于食品或药品，不得存放于普通住宅内。
- 为了您的安全和健康，请穿实验服并戴一次性手套操作。

**使用说明：**

请根据抗体的实际用途选择相应的使用方法。

**1. Western检测：**

- A. 按照推荐的稀释比例用碧云天提供的Western一抗稀释液稀释抗体。
- B. 把经过封闭的蛋白膜与稀释好的一抗4°C缓慢摇动过夜或室温缓慢摇动2小时，确保稀释的抗体至少能在摇动的瞬间覆盖蛋白膜。
- C. 回收稀释的一抗，4°C保存以备下次继续使用。
- D. 按照Western的实验步骤进行后续的洗涤、二抗孵育、洗涤和检测等操作。具体操作可以参考如下网页：  
<http://www.beyotime.com/support/western.htm>

**2. 免疫染色：**

可以使用碧云天生产的免疫染色一抗稀释液(P0103)稀释抗体，使用后注意回收稀释好的一抗，具体操作可以参考如下网页：  
<http://www.beyotime.com/support/immunol-staining.htm>

**3. 其它实验操作请自行参考适当的protocol进行。**

**4. 代表性图片：**

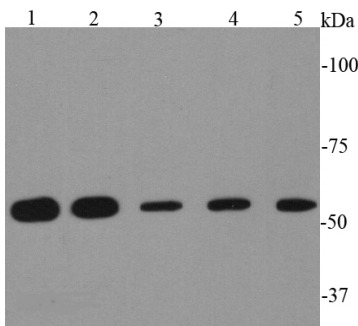


Fig. 1. Western blot analysis of HSP60 on different cell lysates using anti-HSP60 antibody at 1/2000 dilution. Positive control: Lane 1: Hela Lane 2: HepG2 Lane 3: Jurkat Lane 4: PC12 Lane 5: F9.

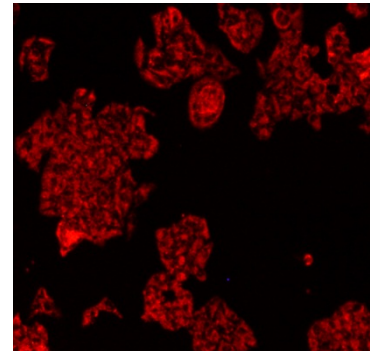


Fig. 2. Immunocytochemistry staining HSP60 in HeLa cells (red). Cells were fixed in paraformaldehyde, permeabilised with 0.25% Triton X-100/PBS.

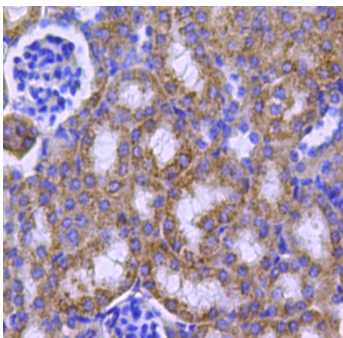


Fig. 3. Immunohistochemical analysis of paraffin-embedded mouse kidney tissue using anti-HSP60 antibody. Counter stained with hematoxylin.

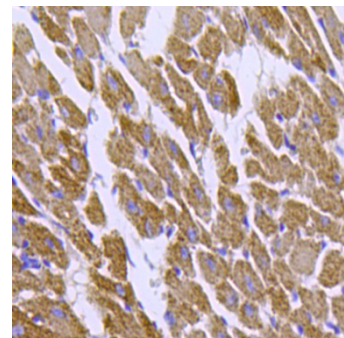


Fig. 4. Immunohistochemical analysis of paraffin-embedded mouse heart tissue using anti-HSP60 antibody. Counter stained with hematoxylin.

**相关产品：**

| 产品编号    | 产品名称              | 包装    |
|---------|-------------------|-------|
| P0006   | Bradford蛋白浓度测定试剂盒 | 1000次 |
| P0010   | BCA蛋白浓度测定试剂盒(增强型) | 500次  |
| P0012   | BCA蛋白浓度测定试剂盒      | 500次  |
| P0012A  | SDS-PAGE凝胶配制试剂盒   | 1盒    |
| P0012AC | SDS-PAGE凝胶快速配制试剂盒 | 1盒    |
| P0013   | Western及IP细胞裂解液   | 100ml |
| P0013B  | RIPA裂解液(强)        | 100ml |
| P0014B  | SDS-PAGE电泳液       | 10×1L |

|         |                                |          |
|---------|--------------------------------|----------|
| P0015   | SDS-PAGE蛋白上样缓冲液(5X)            | 2ml      |
| P0018   | BeyoECL Plus(超敏ECL化学发光试剂盒)     | 共100ml   |
| P0018A  | BeyoECL Star(特超敏ECL化学发光试剂盒)    | 共100ml   |
| P0020   | 显影定影试剂盒                        | 各1升      |
| P0021B  | Western转膜液                     | 10×1L    |
| P0023A  | Western一抗稀释液                   | 100ml    |
| P0023B  | Western封闭液                     | 100ml    |
| P0023C6 | Western洗涤液(10X)                | 10×100ml |
| P0023D  | Western二抗稀释液                   | 100ml    |
| P0025   | Western一抗二抗去除液                 | 250ml    |
| P0252   | QuickBlock™ Western封闭液         | 100ml    |
| P0256   | QuickBlock™ Western一抗稀释液       | 100ml    |
| P0258   | QuickBlock™ Western二抗稀释液       | 100ml    |
| P0066   | 预染蛋白质分子量标准                     | 200μl    |
| P0068   | 彩色预染蛋白质分子量标准                   | 200μl    |
| P0071   | BeyoColor™彩色预染蛋白质分子量标准         | 200μl    |
| P0098   | 免疫染色固定液                        | 100ml    |
| P0102   | 免疫染色封闭液                        | 100ml    |
| P0103   | 免疫染色一抗稀释液                      | 100ml    |
| P0106L  | 免疫染色洗涤液(10X)                   | 10×100ml |
| P0108   | 免疫荧光染色二抗稀释液                    | 100ml    |
| P0110   | 免疫染色(非荧光)二抗稀释液                 | 100ml    |
| P0260   | QuickBlock™免疫染色封闭液             | 100ml    |
| P0262   | QuickBlock™免疫染色一抗稀释液           | 100ml    |
| P0265   | QuickBlock™免疫荧光染色二抗稀释液         | 100ml    |
| P0267   | QuickBlock™免疫组化染色二抗稀释液         | 100ml    |
| P0126   | 抗荧光淬灭封片液                       | 5ml      |
| FFP24   | PVDF膜(进口分装, 6.6×8.5cm, 0.2μm)  | 20张/包装   |
| FFP32   | PVDF膜(进口原装, 6.6×8.5cm, 0.45μm) | 20张/包装   |
| FFP51   | 转印滤纸(7.5×10cm)                 | 100片/包装  |
| FF057   | X-OMAT BT胶片(原柯达, 5×7英寸)        | 100张/盒   |
| FFC58   | 压片暗盒(5×7英寸)                    | 1个       |

Version 2016.04.26